



## 2024 Palo Pinto County 4-H Photography Contest

### Entry Deadline: March 15, 2024

Please read the guidelines. Several revisions have been made including the entry procedures.

Printed copies of photos are not needed. The digital images will be used at all levels.

Participants will complete the registration process online and upload a digital photo for each entry through the Palo Pinto County Fair Entry Site.

<https://palopintocounty.fairentry.com/Fair/SignIn/19491>

#### PURPOSE

The Texas 4-H Photography Contest encourages self-expression and allows youth to demonstrate skills learned in the area of photography, including the use of photographic equipment and process of photographs.

#### OBJECTIVES

- To develop skills in composition, light, story line, posing, and awareness.
- To gain knowledge about cameras, camera settings, photography dimension and resolution.
- To encourage 4-H members to use photography as a meaningful communication tool in their lives.
- To provide a photography project showcase opportunity for senior 4-H members.
- To continue to share the message of 4-H.
- To utilize photographs which can promote and strengthen the 4-H program.

#### RESOURCES

The Texas 4-H website has a variety of resources related to photography. <http://texas4-h.tamu.edu/projects/photography-video/>

#### RULES AND PROCEDURES

The Palo Pinto County 4-H Photography Contest will follow the guidelines of the District 3 4-H Photography Contest and the Texas 4-H Photography Contest. Category winners of each age group other than Clover Kids will advance to the next level of competition.

RULES AND PROCEDURES	
Entry Deadline	March 15, 2024
Age Divisions	<ul style="list-style-type: none"> <li>• Clover Kid – Grades K-2 as of September 1, 2023</li> <li>• Junior – Grades 3, 4, and 5 as of September 1, 2023</li> <li>• Intermediate – Grades 6, 7, and 8 as of September 1, 2023</li> <li>• Senior - between the grades of 9th and 12th as of September 1, 2023</li> </ul>
Photo Eligibility	Photo must be taken by participants between the dates of January 1, 2023, and the time of entry. Photos may be submitted only one time and in only one category.
Photo Format & Name	Must be .jpeg, .jpg, or .gif formats. Name photo as follows: Category_ First & Last Name_ Photo Number for Category (1, 2 or 3) Ex. Animals-Wildlife_John Doe_1
Number of Entries	Each member is limited to 3 photos per category.
Entry Method	All entries must be submitted online by March 15, 2024. Participants will need to complete the entry process at <a href="https://palopintocounty.fairentry.com/Fair/SignIn/19491">https://palopintocounty.fairentry.com/Fair/SignIn/19491</a> Please see entry instructions for more information.
Ratio and Size	<p><b>Size Ratio:</b> any size ratio, except for panoramic, is acceptable.</p> <p>For this contest, panoramic is defined as a photo with an aspect ratio of 3:1 or 1:3 or wider/taller.</p> <p>File Size: Photo must be a minimum of 1 MB (1,000 KB) and a maximum of 20 MB.</p> <p>Tips: Upload the highest resolution possible. Review your photo at 100% size before uploading. Check your photo's file properties and/or metadata to ensure it meets the file size requirements. 1 MB (megabyte) is equivalent to 1,000 KB (kilobytes). Photos that are less than 1,000 KB do not meet the minimum file size requirement.</p>

<b>Alterations</b>	Color and Black and white photos are allowed in all categories. Although slight computer enhanced photos are allowed, such as cropping, minor adjustment of lighting, and red eye reduction; substantially altered photography, such as applying design styles, or using computer graphics will disqualify an entry. Any other alteration, manipulation, or edits to a photo would require the photo to be entered into the Enhanced category.
<b>Text on Photographs</b>	Photographs must not contain camera or user placed text. This includes such things as date stamps, comments, watermarks, or titles. Text or wording that is part of the original photograph (i.e. photo of a street sign, etc.) is acceptable.
<b>Original Work of 4-H member</b>	Entry must be the original photographic work of the 4-H member and not a photo taken by family members, other 4-H members, or secured from any other printed/electronic source. Any photo proven to be found as not original work will result in disqualification of ALL the 4-H member's entries into the Photography Contest. Additionally, actions may be taken against the 4-H member in regards to the Consequences of Misbehavior and Code of Conduct signed by the 4-H member.
<b>Awards and Recognition</b>	<p><b>Quality Awards</b> Blue, Red, White and Green Participation quality awards will be given to entries.</p> <p><b>Best of Category</b> Best of category will be presented to one photo in each category of each age group. These photos will advance to either the district (junior and intermediate) or state (senior) levels.</p> <p><b>Best of Show</b> One Best of Show will be selected from each age group.</p>
<b>Judging and Results</b>	<p>Judges will determine the placings and all decisions are final. Photos will be evaluated on the following elements:</p> <p><b>Impact</b> - Impact is the sense one gets upon viewing an image for the first time. Compelling images evoke laughter, sadness, anger, pride, wonder or another intense emotion. There can be impact in any of the judging elements.</p> <p><b>Creativity</b> - Creativity is the original, fresh, and external expression of the imagination of the maker by using the medium to convey an idea, message or thought.</p> <p><b>Technical</b> - Technical is the quality of the image itself as it is presented for viewing, which includes the following aspects:</p> <ul style="list-style-type: none"> <li>• allowable amounts of retouching and adjustments (removal of red eye, cropping, minor straightening)</li> <li>• sharpness and correct color balance.</li> <li>• lighting, which includes the use and control of light. The use of lighting whether natural or man-made and its proper use to enhance the image.</li> <li>• posing and capturing of the image.</li> </ul> <p><b>Composition</b> - Composition is important to the design of an image, bringing all of the visual elements together in concert to express the purpose of the image. Proper composition holds the viewer in the image and prompts the viewer to look where the creator intends. Effective composition can be pleasing or disturbing, depending on the intent of the image maker.</p> <p><b>Subject Matter</b> - Subject Matter should always be appropriate to the story being told (i.e. category the photo is entered into) in an image. Subject matter also include the center of interest for the photograph or where the maker wants the viewer to stop and they view the image.</p> <p><b>Story Telling</b> - Story Telling refers to the image's ability to evoke imagination or emotion. One beautiful thing about art is that each viewer might collect his/her own message or read her own story in an image.</p>
<b>Display and Participation</b>	Photos could be displayed at the Extension office and possible other locations including social media following judging. Those photos advancing to the next level of competition may be on display at those events.
<b>Content</b>	Photos that are deemed obscene, vulgar, sexually-oriented, hateful, threatening, or otherwise violate any laws are strictly prohibited. The Texas 4-H Youth Development Program reserves the right to refuse inappropriate or unsuitable entries.
<b>Copyright</b>	The Texas 4-H Youth Development Program respects the rights related to copyright laws and intellectual property. All photos should be based on a participant's original photograph. Use of a

	photo from other sources/people is not allowed. Violators will be subject to the Consequences of Misbehavior policies found in the Texas 4-H Rules and Guidelines.
<b>Display and Future Usage Rights</b>	By entry, the participant grants permission to the Texas 4-H Youth Development Program, Texas A&M AgriLife Extension, the Texas 4-H Youth Development Foundation, and any other public or private agency authorized by the Texas 4-H Youth Development Program, the use, and rights associated to the use of the photographic likeness, in promotional publications, and other media, without compensation. Certain photos may be used for 4-H program and marketing.
<b>Liability Release</b>	The Texas 4-H Youth Development Program, Texas A&M AgriLife Extension, the Texas 4-H Youth Development Foundation and/or its employees/agents involved in the contest will not be held liable for missing or non-displayed photographs.
<b>Model and Property Releases</b>	It is required that each participant have sufficient permission granted to both the photographer and the Texas 4-H Youth Development Program to publish and use as needed any recognizable locations or people photographed. Documentation should be retained by the participant and be available upon request from the Texas 4-H Youth Development Program.

## TEXAS 4-H PHOTOGRAPHY CONTEST

### 2024 CATEGORIES

It is extremely important that 4-H members, project leaders, parents, and County Extension Agents review the descriptions of each category very carefully. Do not enter photographs into categories that are duplicates from other categories or ones that do not clearly meet the category description. Photographs that do not meet the description of the category will be disqualified.

#### ANIMALS - DOMESTIC

Photos focusing on the various animals that have been tamed and made fit for a human environment. To be considered domesticated, the animal must have their behavior, life cycle, or physiology systemically altered as a result of being under human control for many generations.

Examples: Chickens, cows, dogs, cats, hamsters, horses, pigs, sheep, goats, etc. All waterfowl (ducks and geese) should be entered in Animals - Wildlife.

#### ANIMALS - WILDLIFE

Category focuses on animals not typically tamed or domesticated and commonly found in the wilderness or bodies of water throughout the country and world. Photos can be of wildlife in nature, zoos, and/or petting zoos.

Examples: Birds, deer, elephants, snakes, whales, etc.

#### CATCH-ALL

Photos that do not fit into one of the other categories. Not allowed: A duplicate photo also entered in another category.

#### DETAILS & MACRO

Getting in close is the name of the game for this category. The goal is to zoom in close on an object to see its finer details or to make small objects appear life-sized or larger than we do not normally get to see with the naked eye.

Examples: Insect eyes, veins on a leaf, a reflection in a water droplet, etc.

#### ELEMENTS OF DESIGN

Images use of graphic elements of design. Photos that showcase line, shape, pattern, form, texture, perspective, etc. Photo can consist of any subject matter.

Examples: Line, pattern, perspective, shape, etc.

Not allowed: Digital creations or graphic designs made in software such as Photoshop, InDesign or Illustrator.

#### ENHANCED

A single photo that has been technically manipulated to be an abstract, panoramic, stitched or composite image. Others variations are allowed as well.

Examples: Software edited composites and creations, images greatly manipulated with a variety of filters, photos with artistic borders, photos stitched into a panoramic, etc.

#### FOOD

A still life specialization of photography, aimed at producing attractive photographs of food for use in such items of advertisements, packaging, menus and/or cookbooks.

Examples: Cakes/pies, Easter eggs, fruits and place settings, ingredients, sandwiches, Thanksgiving dinner, etc.

Not allowed: A photo of alcohol beverages.

#### LANDSCAPE & NATURE (NON-ANIMAL)

The focus of this category includes landscapes, outdoor scenics, nature images, sunsets, urban landscapes, seascapes, cityscapes, and farms. Images focus on the beauty of the outdoors.

Examples: Gardens/landscapes, outdoors, scenics, etc.

Not allowed: Primary subject is a person or wildlife.

#### LEADING LINE

This image composition technique features lines that draw the viewer's eye from point A to point B, which is the primary subject.

Example: A river that begins in the foreground and draws your attention to a photogenic bridge in the background.

#### LONG EXPOSURE

Also known as time-exposure or slow-shutter, this technique involves using a long-duration shutter speed. It can be used to sharply capture stationary elements of an image while blurring, smearing, or obscuring the moving elements. It is also used in low-light conditions.

Examples: fireworks, moving water, light trails, Milky Way, light painting, night or low-light conditions, etc.

#### MOTION/ACTION

The capture of movement within a single photo. The subject appears stopped or "frozen".

Examples: Ferris wheel spinning, sporting events, horse running across a field, etc.

#### PEOPLE

Photos focus from all walks of life, parenting and family, children, babies, models/fashion, sports, and couples. All individuals in the photos must have provided consent and permission as a subject. If requested, a release will be needed from the photographer and subject.

Examples: Babies, families, kids, portraits, models/fashion, etc.

#### PLANT/FLORA

Photos of interesting, unique, and beautiful flowers and flora. Photography can occur outdoors or indoors. Photo subject should be that of a single flower, plant, bush, tree, etc. Large collections of plant/flora should be considered for entry into the Landscape & Nature category.

Examples: A rose, an upward shot of a tree, etc.

#### SHADOW/SILHOUETTE

A silhouette is an outline that appears dark (typically a single color) with little or no details/features against a brighter background. Recording patterns of light and shade for a desired effect or emphasis is the definition of a shadow. The silhouette or shadow must be the primary subject and focus of the image.

Examples: shadows/silhouettes of people, plants, animals, structures, architectures, or natural structures.

Not allowed: reflections

#### THEME (New)

The 2023-2024 theme is "Abandoned". Photographs capturing the essence of forgotten or neglected places, things, or structures; emphasizing its worn and forsaken nature. Please take all necessary safety precautions around abandoned buildings/structures.

# 2024 Palo Pinto County 4-H Photography Contest

## Entry Instructions

Entries will be completed through the same site used for the Palo Pinto County Fair Entries.  
All entries must be submitted by March 15, 2024.

The following instructions should help you with the entry process.  
If you have any questions or problems, please contact the Palo Pinto County Extension Office at 940-659-1228 or Email [lynette.babcock@ag.tamu.edu](mailto:lynette.babcock@ag.tamu.edu).

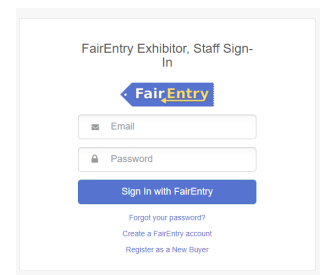
### Access the Entry Site

<https://palopintocounty.fairentry.com/Fair/SignIn/19491>



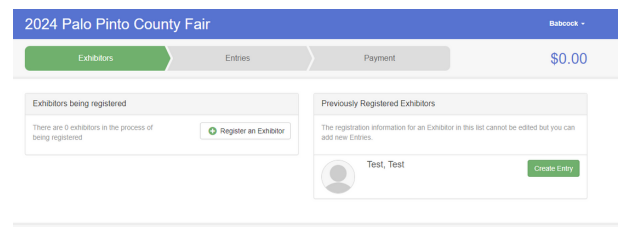
### Login or Create an Account

If you entered the Palo Pinto County Fair, you can enter your information to login.  
If you have not registered with the FairEntry site before, create a new account.



### Add or Select an Exhibitor (4-H Member)

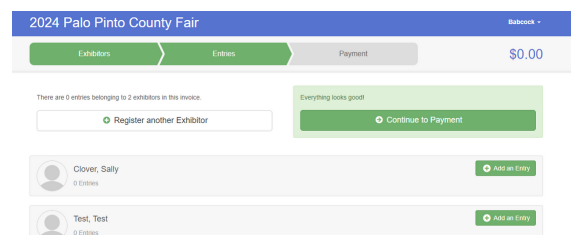
Once you have logged in, you should be able to add an exhibitor or select a previously registered exhibitor.



### Creating Entries

Each 4-H member may have up to 3 photos per class.  
One entry must be made for each photo entered.

Click Add an Entry beside the correct 4-H member.



## Choose the 2024 Palo Pinto County 4-H Photography Contest

### Choose Department and Division

2024 Palo Pinto County 4-H Photography Contest (Palo Pinto County 4-H Members Only -Entries Open February 1, 2024)

Select

2024 Palo Pinto County Fair Creative Arts

Select

Cancel

Choose

## Select the Correct Age Group of the 4-H Member

### Choose Department and Division

Department 2024 Palo Pinto County 4-H Photography Contest (Palo Pinto County 4-H Members Only -Entries Open February 1, 2024) [Change](#)

1.: Clover Kids Grades K-2 (Palo Pinto County 4-H Members Only)

Select

2: Junior Grades 3-5 (Palo Pinto County 4-H Members Only)

Select

3: Intermediate Grades 6-8 (Palo Pinto County 4-H Members Only)

Select

4: Senior Grades 9-12 (Palo Pinto County 4-H Members Only)

Select

Cancel

Choose

## Select the Appropriate Class for Each Photo

You will be asked to enter a description and upload your photo.

Repeat this process if you have multiple photos.  
Please do not submit your entries until all of your photos have been entered/uploaded.

## Continue through the Payment Portion - No Fees are Required

Once all photos have been entered in the correct class and uploaded, continue through the payment process. There should be no charge, but it is necessary to complete this step.

### 2024 Palo Pinto County Fair

Exhibitors

Entries

Payment

\$0.00

#### Starting an Entry

Department 2024 Palo Pinto County 4-H Photography Contest (Palo Pinto County 4-H Members Only -Entries Open February 1, 2024) [Change](#)

Division 2: Junior Grades 3-5 (Palo Pinto County 4-H Members Only) [Change](#)

Select a Class to continue

01: Animals - Domestic [Select](#)  
02: Animals - Wildlife [Select](#)  
03: Catch-All [Select](#)  
04: Details & Macro [Select](#)  
05: Elements of Design [Select](#)  
06: Enhanced [Select](#)

Clover, Sally  
0910001 - Grade 3  
70%

Existing entries (0)

### 2024 Palo Pinto County Fair

Exhibitors

Entries

Payment

\$0.00

1  
Review

2  
Payment Method

3  
Confirm

Invoice		Summary	Details
Individual Exhibitor: Sally Clover			\$0.00
Individual Exhibitor: Test Test			\$0.00
		Total:	\$0.00
		<a href="#">Continue</a>	

# Submit Your Entries

2024 Palo Pinto County Fair

Back

Exhibitors

Entries

Payment

\$0.00

Review

Payment Method

Confirm

One last step!

Agree to the terms below and press submit.

After you Submit

Payment Total

- Records will be locked to editing awaiting manager approval
- Your credit card will not be charged until a manager approves the records
- If the manager does not approve all the records, the amount charged to the credit card may be less than the amount cited here.

No payment is necessary

Submit


## You Should See a Message that Says Thanks for Participating in the Palo Pinto County Fair

This is because we have set up the 4-H Photography Contest within the Palo Pinto County Fair entry site.

You should also receive an email.

2024 Palo Pinto County Fair

Back



### Thanks!

Thank you for participating in 2024 Palo Pinto County Fair.

An email confirmation of your submission has been sent.

If the fair management finds any issues with your registration, you will receive another email.

Visit Dashboard

Sign out