



Palo Pinto County 4-H Digital Storyboard Guidelines

Completed Storyboards Must be Submitted by: **March 10, 2023**
to the Extension Office as a digital image.

Palo Pinto County 4-H will follow the guidelines established by District 3 4-H and Texas 4-H.

- **Age divisions** will be the participant's grade level as of August 31, 2021 (current 4-H year):
Junior - 8 years old and in the 3rd - 5th grades
Intermediate- 6th - 8th grades
Senior- 9th-12th grades
- Junior, Intermediate and Senior age storyboards that win on the county level are able to advance to the district contest. Seniors will also be eligible to enter the invitational contest on the state level.
- In 2023 4-H members competing in the Storyboard will not be given a design brief, but instead will have the opportunity to find their own inspiration and direction for their design. 4-H members should create their original design and Storyboard based on something that personally inspires them. Designer's Choice (The title for each storyboard will be determined by the designer).
- Seniors will submit a digital storyboard. Juniors and Intermediates are allowed to take a picture of their storyboard and submit picture for entry; make sure to follow guidelines on size.

2023 4-H Digital Storyboard Invitational Contest

General Rules and Guidelines

OVERVIEW

The 4-H Storyboard is an industry-inspired method of displaying original designs. The best storyboards create vivid visual images that are interesting and appealing to viewers. The storyboard “tells the story” of the designer’s original design. The storyboard includes original illustrations and flats, as well as additional materials (such as inspiration and trend photos, fabric swatches, and material samples) that have influenced the unique design.

PURPOSE

The purpose of the Storyboard contest is to give 4-H members an opportunity to create a digital storyboard showcasing their original design. It also provides the members an opportunity to gain knowledge of the career responsibilities of a designer and illustrator, enhance creativity and originality, and develop visual communication skills.

DESIGN BRIEF – No Design Brief for 2023

The design brief has served as the inspiration and the direction of a 4-H member’s original design for the 4-H Storyboard Invitational contest. In 2023 4-H members competing in the Storyboard Invitational will **not** be given a design brief, but instead will have the opportunity to find their own inspiration and direction for their design. 4-H members should create their original design and Storyboard based on something that personally inspires them.

Designer’s Choice (The title for each storyboard will be determined by the designer)

The designer will follow their own design process when creating their original design and storyboard. Some of the steps to be used may include:

1. Determining what inspires you or what is your idea.
2. Research your inspiration – find pictures that represent your inspiration, include color inspiration and current trends related to your inspiration.
3. Create sketches of design ideas and continue to modify your sketches until you create your perfect design. Finalize your design illustration. Then create flats or technical drawings.
4. Select fabrics or other construction materials to be used in your design.

The 4-H Digital Storyboard Invitational Contest is designed for Senior Level 4-H Members. Check your county or district for junior and intermediate level Storyboard contest guidelines.

GENERAL RULES

1. **Digital format.** Storyboards can be created using a digital platform including but not limited to Canva, Picmonkey, InDesign, Illustrator, Photoshop, Adobe Illustrator, and PowerPoint. All entries must be saved as a PDF, jpeg, jpg or png.
2. **Storyboard size requirements.** Depending on the platform that you are using there will be different pre-determined size templates, most will also include the option to select custom dimensions. Storyboard dimensions need to be between 18”and 24” (in one direction) and 24”and 30” (in the other direction). Recommended size is 18” X 24”.
3. **Participation and Level of Competition.** Storyboards will now be an invitational contest at the senior 4-H level. A 4-H member may enter only one storyboard.
4. **Entry and submission of Storyboard.** Each storyboard must be created by the 4-H member. Storyboard layouts should include original illustrations and flats, as well as additional materials that have influenced their unique design. All entries must be saved as a PDF, jpeg, jpg or png. Entries will be submitted online from May 1, 2023 -May 15, 2023
5. **Number of garments/ designs.** Focus on one garment/design for the storyboard. Contestants may provide up to two (2) variations of the original design.
6. **Categories.** The following is a list of the categories and descriptions. Each storyboard should be entered in one category. A 4-H member may enter only one storyboard.
 - a. **Wearable:** Clothing that can be worn. Includes items such as pants, shorts, skirts, blouses, sweaters, coats, dresses, etc.
 - b. **Accessory:** Includes items such as belts, purses, bags, hats, etc.
 - c. **Jewelry:** Includes necklaces, bracelets, rings, earrings, etc.
 - d. **Pet Clothing:** Includes items that can be worn by a pet or any other animal.
 - e. **Home Décor** – items that are easy to move and make a home visually appealing, examples of home décor items include: throw pillows, table runner, or wall hanging.
 - f. **Home Furnishings** – items that make a home comfortable for living or working in. Examples include couch, ottoman, chair, tables, desks, beds and the like.
7. **Scoring.** Storyboards will be evaluated based on the 4-H Digital Storyboard Score Sheet.
8. **Each Storyboard must conform to and will be evaluated based on the following, but is not limited to:**
 - a. **Visual Appeal of Storyboard** – Storyboards should show evidence of creativity by the 4-H member. The layout of the storyboard should illustrate a theme, mood, or spirit of an idea.
 - i. Original design should serve as the focal point of the design.
 - ii. Placement of the inspirational items should allow the eye to flow across all elements of the board without distracting from the design.
 - iii. “White space” or “blank space” should be kept in consideration. Too much or too little white space detracts from the design.

- iv. Additional photos and other materials can be used to show the inspiration for the design. These additional materials should enhance the storyboard, without taking away from the original design.
- b. **Cohesiveness of Imagery and Overall Aesthetic** – Unified design elements throughout the board. Design elements can be anything including color, fonts, and images.
- c. **Consistent Color Palette** – Use a consistent color palette and theme throughout the board.
- d. **Fabric Samples, Trims, and Embellishments** – Fabric samples must be included on the board and be appropriate for the design illustrated. Trims and embellishments that would be used on the garment/outfit should be included, if applicable to the design.
 - i. If the exact fabric swatch cannot be found, a “basic swatch” may be used to illustrate fabric type (denim, linen, etc.).
 - ii. Examples of trims and embellishments would be top stitching, piping, buttons, etc.
- e. **Balance** – The visual weight of the elements on the storyboard. Visual elements should be placed in a pleasing arrangement to fulfill a purpose or achieve a desired look and feel.
- f. **Comprehensiveness** – Visual design can help to convey a message regarding your design. The colors, images, text, and symbols selected should enhance the story of your design.
- g. **Originality of Design Illustration**– The focus of the storyboard contest to display your original designs, not create knockoffs of designs that are already on the market. As the designer it is important use your imagination and inspiration to create fresh and novel ideas. All design illustrations and flats should be the original work of the 4-H member. The design may be hand drawn or computer drawn. No “copying and pasting” from someone’s design as seen on the Internet, in a magazine, or other sources for the original design.
- h. **Design Detail in Flats** – Should include the at least one Illustration and at least one Flat.

Flats – A flat sketch is a two-dimensional technical drawing which illustrates a garment with basic solid lines and includes all construction details such as seams, darts, etc. It is like the “blueprint” of your design. The word “flat” refers to the way that they are drawn imagine the item is lying flat on a table so that you are viewing all details from either the front or the back.
- i. **Titles/Labels** – The title for each storyboard is to be determined by the designer. The title should help the viewer to understand the overall theme or feel of the storyboard.


Additional labels maybe added to the board as needed to provide details as related to the overall design of the board. A subtitle **may** be used for a more personalized name of the design. Labels may be included to enhance the storyboard or to clarify a point, but they will not be required.
- j. **Completeness** – Storyboard follows the contest guidelines and includes an illustration, flat and inspiration pieces.
- k. **Image credit** – List the photo credits for the pictures used in the storyboard. These will be included on the storyboard label.

Flats

Illustrations

Wearable

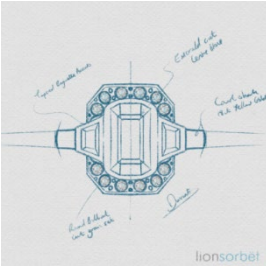
www.mjbaile.com



<https://www.pngfuel.com/free-png/xecii>



Jewelry – flats need to include the technical aspects of a piece of jewelry including clasps, crimp beads, cord, or wire, jump rings, etc.

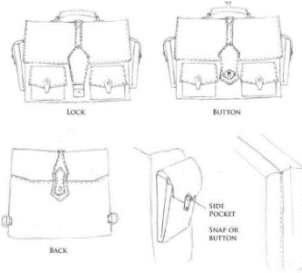


<http://www.efi-costarica.com/furniture-anatomy.html>



<https://www.vectorstock.com/royalty-free-vector/woman-with-jewelry-vector-13206872>

Accessory – flats need to include the technical aspects of the accessory including zippers, rings, buckles, closures, clasps, etc.

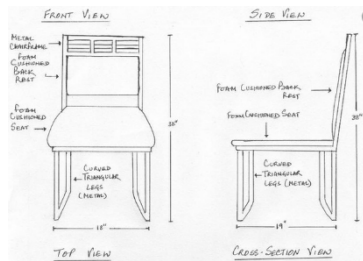


<https://www.deviantart.com/marcustratus/art/Shadow-Wulfe13-bag-sketches-211405584>

<https://carlapott.com/handBags>



Home Décor and Home Furnishing – can include details on construction materials and dimensions.



<https://designartfactproject.weebly.com/week-2/assignment-23-visual-expression-ii>



<https://www.dreamstime.com/vector-furniture-illustration-mid-century-modern-interior-design-armchair-sketch-hand-drawn-chair-image133798456>